



enLighten

Area/Street Luminaire

70%
ENERGY SAVINGS

Traditional HID lighting replacement



Zorro

Robust & reliable street/area light with improved efficacy

The Zorro area light offers superior performance, reliability and a high efficacy exterior car park and external walkway lighting solution.

With the option of integrated smart controls, the Zorro complements enLighten's intelligent undercover carpark range.

OPTIONS AND BENEFITS

- **Range of power & lens options** to suit most applications
- **Integrated PE** option available to switch off during the daylight hours
- **IP66** - Ingress protection
- **IK10** - Impact rating
- **Available in black or silver**
- **High efficacy of 130 Lm/W** using Lumileds LEDs
- **Expected life >140,000hrs** from high quality, high powered LEDs
- **5 year warranty**

APPLICATIONS



BIKE
PATHS



CAMPUSES
UNIVERSITIES



COUNCIL
PARKS



INDUSTRIAL
ESTATE



OUTDOOR
CARPARKS

FEATURES



HORIZONTAL
MOUNT



INGRESS
PROTECTION



LOW
MAINTENANCE



PE SENSOR



SAFETY
COMPLIANCE



SMART
CONTROLS



VERTICAL
MOUNT



YEAR
WARRANTY

PRODUCT RANGE

Model #	Rated Power (W)	Lumen Output (lm)	Dimensions (mm)	Weight (kg)
LD35H-4000-TX-YYY*	35	4600	431 x 316 x 136	5.3
LD65H-4000-TX-YYY*	65	8600	504 x 316 x 136	6.1
LD100H-4000-TX-YYY*	100	13300	577 x 316 x 136	7.3
LD135H-4000-TX-YYY*	135	17900	650 x 316 x 136	8.2
LD165H-4000-TX-YYY*	165	21900	723 x 316 x 136	9.0
LD200H-4000-TX-YYY*	200	26600	796 x 316 x 136	9.9
LD230H-4000-TX-YYY*	230	30500	869 x 316 x 136	10.8

* X denotes I, II, III or V light distribution or beam optic type. YYY denotes SIL or BLK for silver or black body colour respectively. Add "-PE" to the model number for integrated photoelectric cell option.

SMART CONTROLS

The Zorro's smart control solutions:

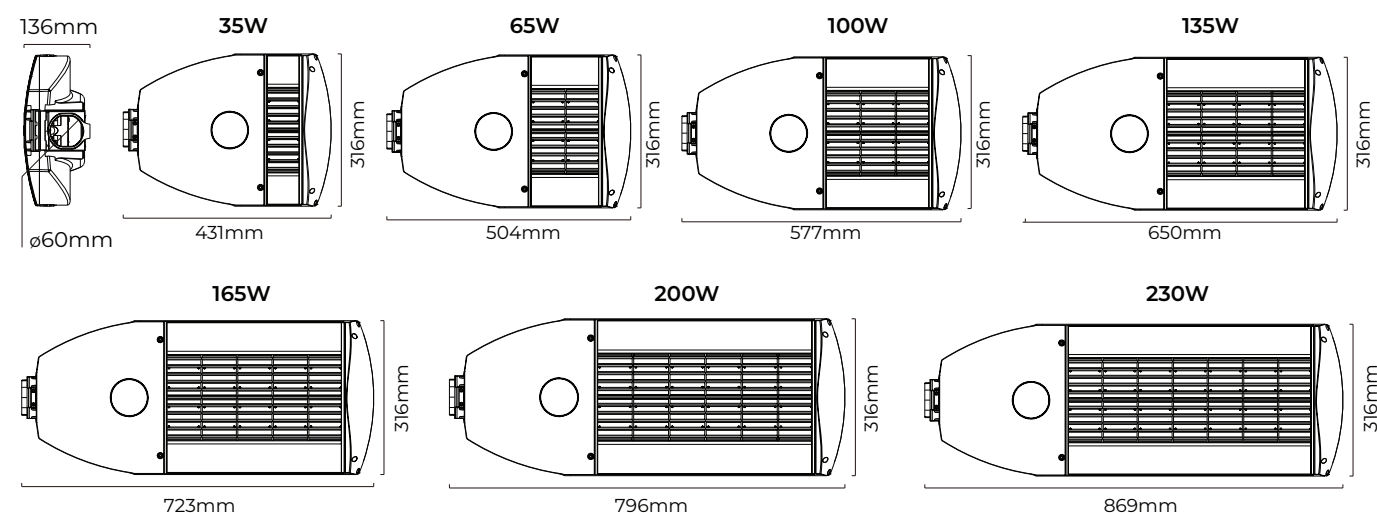
- Photoelectric (PE) sensors integrated into the Zorro light fitting enables automatic switching.
- 35W – 165W Zorro models can be interfaced with a solar/battery powered system via 24V DC drivers for remote or mobile applications where 240V supply is not available.

TECHNICAL INFORMATION

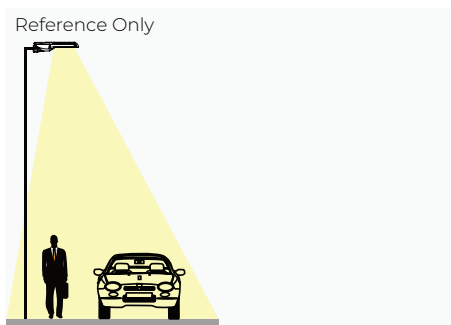
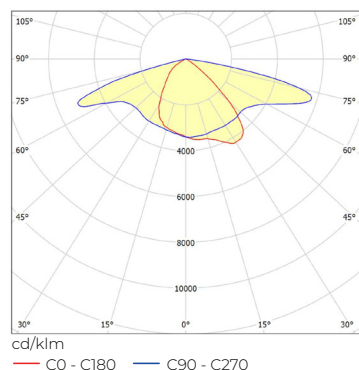
Optical	
Light source	Lumileds LEDs
Lumen output	4,494 - 31,488 lumens
CRI	Ra>70
CCT	4000K standard 3000K, 5000K & 5700K available on request
Luminaire efficacy	> 130 lm/W
Electrical	
Power consumption (W)	35, 65, 100, 135, 165, 200, 230
Operating frequency	50/60Hz
Operating voltage range	100 - 240V AC
Power factor	>0.9/240V AC at full load
Maximum current	0.18A, 0.33A, 0.51A, 0.69A, 0.85A, 1.03A, 1.18A /240V
Driver type	MEANWELL
Driver efficiency	> 90%
Environmental	
IP rating	IP66
Impact rating	IK10
Weight	5.3 - 10.8kg
Ambient temperature range	-40°C to +50°C
Material Composition (body)	Die-cast aluminium
Material Composition (heat sink)	Anodized aluminium
Expected Lifespan	>140,000 hours @ L70
Controls - Optional	Photoelectric (PE) cell 24 V DC driver
Accessories	Wall mounted bracket Pole mount adaptors
Warranty*	5 years

Data subject to change without notice
* Refer to warranty policy

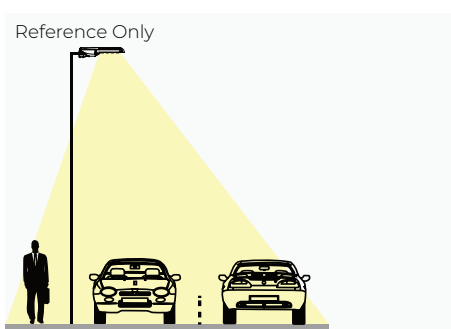
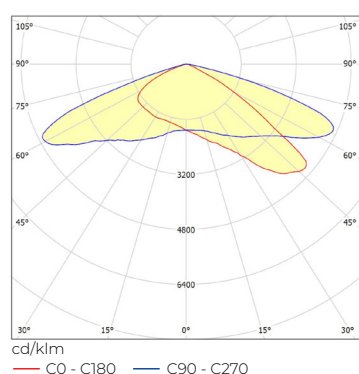
DIMENSIONS



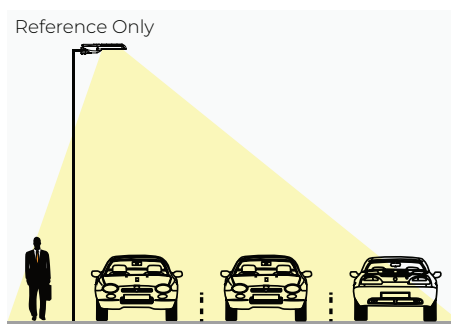
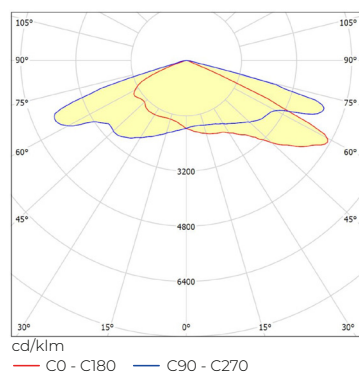
LIGHT DISTRIBUTION



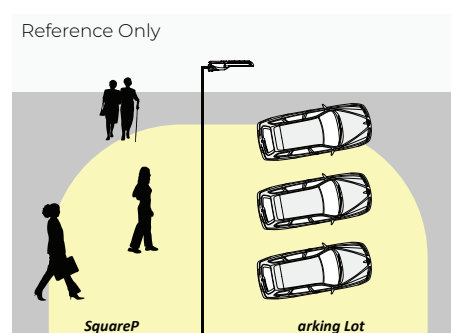
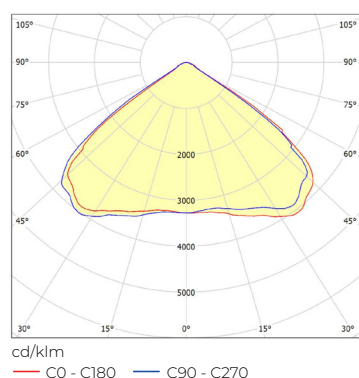
Type I, Short
Application
Single Driveway | Walkway/Cycleway | Branch Roads
CIE Classification: Narrow - Intermediate
IES Classification: Type I - Medium



Type II, Medium
Application
Two Driveway | Driveway Entrance | Urban Main Roads
CIE Classification: Narrow - Intermediate
IES Classification: Type II - Medium



Type III, Medium
Application
Three Driveway | Highway | Parking Lot/Area
CIE Classification: Narrow - Long
IES Classification: Type III - Medium



Type V, Medium
Application
Parking Lot | Square | Area
CIE Classification: Narrow - Short
IES Classification: Type II - Very Short





IES files available for download on request

MOUNTING

The Zorro comes with a spigot/mounting bracket, which can be adjusted for horizontal or vertical mounting at angles shown below. The bracket is suitable to be mounted on a 60mm diameter pole or arm.



POLE MOUNT ADAPTORS & ACCESSORIES

Name		Part Number	Description
Pole Reducer		ZWB-PoleRed	Reduces pole diameter from 78mm to 60mm. Powder coated Q235 steel 3mm/7.5mm thickness, RAL9022
Cross Arm		ZWB-CrosArm	Perfect for two lights on one pole. Arm: 500mm x 60mm diameter. Fits 76mm diameter round pole. Powder coated Q235 steel, RAL9022
Connecting Adaptor		ZWB-ConAdapV2	Anodized aluminium, 4mm thickness
Wall Mounted Bracket		ZWB-15 Degree	Wall mounted bracket creating a 15° upward tilt. Galvanised hot dip 3mm/6mm thickness, silver bracket

COMPLIANCE

The Zorro series meets or exceeds all relevant standards and regulatory requirements.

For a full compliance and testing list visit www.enlighten.com.au. IES files, warranty, installation and product guides are also available for download.

Sold nationally through major electrical wholesalers.

