



enLighten

LED Floodlight

UP TO

55%

ENERGY SAVINGS

400W - 1200W HID replacement

SuperNova™

High powered multiple optic floodlight with back spill light control

The SuperNova™ LED floodlight is a high powered solution perfect for any industrial estate, mid-sized sporting field or court.

Improve area safety and visual comfort by delivering quality area light using tailored asymmetric optics.

Minimise light pollution and spill into nearby premises using full cut off optics, glare control and optional backward spill guard.

Achieve a perfect balance between superior optical performance and energy consumption.



OPTIONS AND BENEFITS

- **Easy installation** and adjustable bracket
- **Multiple optic floodlight**
- **Directional light throw** - Tailored asymmetrical lenses
- **Optional back spill guard** to control light trespass
- **High luminaire efficacy** of greater than 140 lm/W
- **Control Options** - Optional Casambi Module (ZHAGA Book 18)
- **IP66** - Ingress protection
- **IK10** - Highest level of impact resistance
- **Long lasting Seoul Semiconductor LEDs** with over 130,000hrs of operating life @L70
- **Lightning surge protection** - 10kV
- **5 year warranty**

APPLICATIONS



BUILDING PERIMETERS



INDUSTRIAL ESTATES



LOADING DOCKS



OUTDOOR CARPARKS



SPORTS COURTS



SPORTS FIELDS

FEATURES



DIRECTIONAL LIGHT THROW



EASY INSTALL



IMPACT RATING



INGRESS PROTECTION



SAFETY COMPLIANCE



YEAR WARRANTY

PRODUCT RANGE

The SuperNova™ LED floodlight is available in a range of CRI and CCT options.

Model #	Lumen output (lm)	Rated Power (W)	Size LxWxH (mm)	Weight (kg)
SFL-180-40K-Lx	25,200	180	685 x 362 x 94	9.3
SFL-240-40K-Lx	33,600	240	685 x 362 x 94	9.3
SFL-300-40K-Lx	42,000	300	685 x 362 x 94	9.9
SFL-450-40K-Lx	63,000	450	740 x 658 x 104	19.9
SFL-600-40K-Lx	84,000	600	740 x 658 x 104	21.4

* x represents optics option and can be 1-9 depending upon the type of optic as shown below. The lensing option will determine lumen output. Add -BSG to the item number for the back spill guard (available for lens options L2, L3, L4, L5, L6).

For alternative CCT/CRI options, please contact enLighten.

TECHNICAL INFORMATION

Optical

Light source	Seoul Semiconductor LEDs
Lumen output	25,200 - 84,000 lumens
CRI	Ra > 70, Ra > 80 & Ra > 90
CCT	4000K, 3000K & 5000K
Luminaire efficacy	>140 lm/W
Beam angle	9 Distinct Optics

Electrical

Power consumption	180W, 240W, 300W, 450W, 600W
Operating frequency	50 Hz
Operating voltage range	220 – 240V AC
Power factor	>0.9 /240V AC
Driver	MeanWell

Environmental

IP rating	IP66
Impact rating	IK10
Net weight	9.3 kg to 21.4 kg
Ambient temperature range	-30°C to +50°C
Material composition (body)	Powder coated aluminium
Material composition (bracket)	Powder coated SPCC steel
Material composition (diffuser)	Polycarbonate
Expected lifespan	>140,000 hours @L70 >90,000 hours @L80 >43,000 hours @L90

Controls - Optional

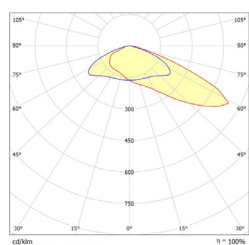
Photoelectric (PE) cell
Casambi wireless control
(ZHAGA Book 18), 1-10V

Warranty*

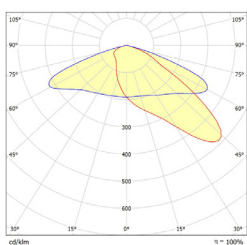
5 years

Data subject to change without notice, * Refer to warranty policy

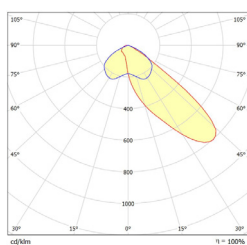
PHOTOMETRICS



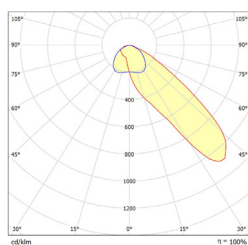
L1 Lens



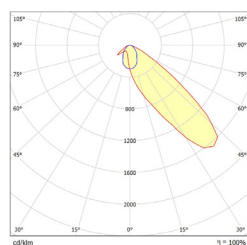
L2 Lens



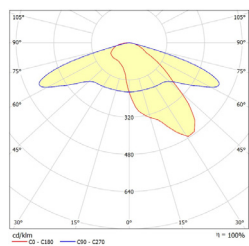
L3 Lens



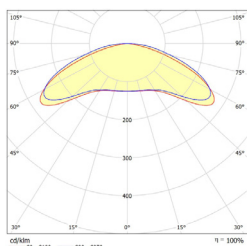
L4 Lens



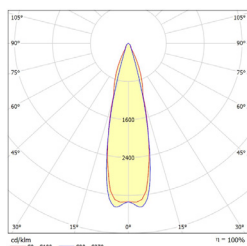
L5 Lens



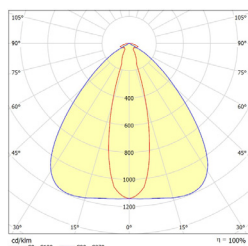
L6 Lens



L7 Lens

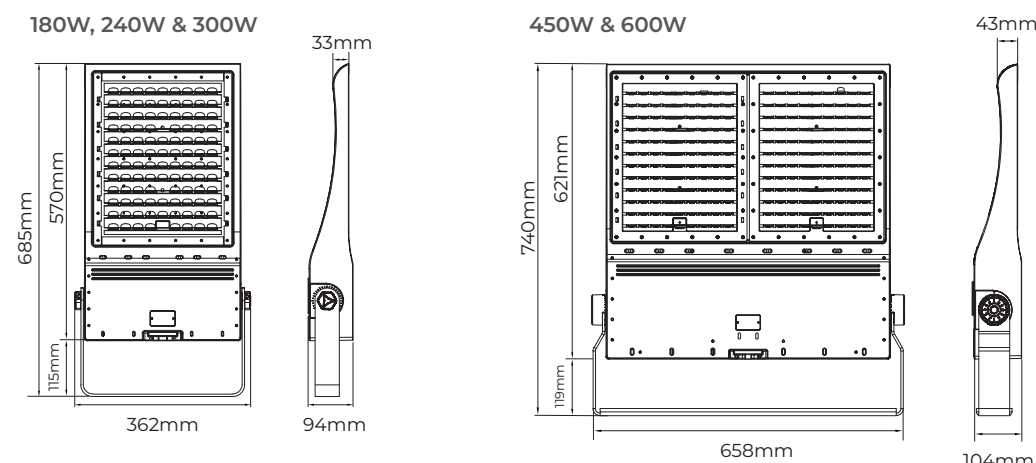


L8 Lens






L9 Lens

DIMENSIONS

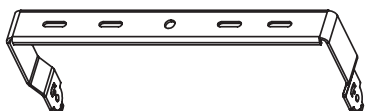


ACCESSORIES

Part #	Order Code	Description
	add BSG to the model number	Back spill guard available for lens options L2, L3, L4, L5, L6
	SFL-PM-S	Pole mount for 180W - 300W SuperNova lights, 1 or 2 lights on pole, fits 76mm diameter round pole, powder coated SPCC steel.
	SFL-PM-L	Pole mount for 450W & 600W SuperNova lights, 1 light on pole, fits 76mm diameter round pole, powder coated SPCC steel

MOUNTING

The SuperNova™ comes with an adjustable U-bracket which is suitable for wall mounting. It can also be mounted on a pole using a customised adaptor. The tilt angle can be adjusted to comply with lighting design requirements. The electrical supply wiring can be terminated within the light. The fitting is not suitable for use in salt-laden foreshore environments.



OPTIONAL BACK SPILL GUARD

Control the obtrusive effects of outdoor lighting through using an optional back spill guard. Direct your light where you need it, whilst eliminating unwanted light entry into neighbouring areas.

This fitting easily attaches to the LED panel and is applicable for L2, L3, L4, L5, L6 lens options.



COMPLIANCE

The SuperNova™ LED Floodlight meets or exceeds all relevant standards and regulatory requirements.

For a full compliance and testing list visit www.enlighten.com.au. IES files, warranty, installation and product guides are also available for download.

Sold nationally through major electrical wholesalers.



