



70%

ENERGY SAVINGS

Traditional HID lighting replacement



Zorro

Robust & reliable street/area light with improved efficacy

The Zorro area light offers superior performance, reliability and a high efficacy exterior car park and external walkway lighting solution.

With the option of integrated smart controls, the Zorro complements enLighten's intelligent undercover carpark range.



OPTIONS AND BENEFITS

- **Range of power and lens options** to suit most applications
- **Integrated PE** option available to switch off during the daylight hours
- **Mounting accessories** available
- **IP66** - Ingress protection
- **IK10** - Impact rating
- **Available in Black or Silver**
- **High efficacy of >130 lm/w** using Lumileds LEDs
- **Expected life >140,000hrs** from high quality high powered LEDs
- **5 year warranty**

APPLICATIONS



COUNCIL PARKS



BIKE PATHS



OUTDOOR CAR PARKS



INDUSTRIAL ESTATE



CAMPUSES UNIVERSITIES

FEATURES



SAFETY COMPLIANCE



PE SENSOR



SMART CONTROLS



VERTICAL MOUNT



HORIZONTAL MOUNT



LOW MAINTENANCE



INGRESS PROTECTION



5 YEAR WARRANTY

PRODUCT RANGE

Model #	Rated Power (W)	Lumen Output (lm)	Dimensions (mm)	Weight (kg)
LD35H-4000-TX-YYY*	35	4600	431 x 316 x 136	5.3
LD65H-4000-TX-YYY*	65	8600	504 x 316 x 136	6.1
LD100H-4000-TX-YYY*	100	13300	577 x 316 x 136	7.3
LD135H-4000-TX-YYY*	135	17900	650 x 316 x 136	8.2
LD165H-4000-TX-YYY*	165	21900	723 x 316 x 136	9.0
LD200H-4000-TX-YYY*	200	26600	796 x 316 x 136	9.9
LD230H-4000-TX-YYY*	230	30500	869 x 316 x 136	10.8

* X denotes I, II, III or V light distribution or beam optic type. YYY denotes SIL or BLK for silver or black body colour respectively.

Add "-PE" to the model number for integrated photoelectric cell option.

SMART CONTROLS

The Zorro's smart control solutions:

- Photoelectric (PE) sensors integrated into the Zorro light fitting enables automatic switching.
- 35W – 165W Zorro models can be interfaced with a solar/battery powered system via 24V DC drivers for remote or mobile applications where 240V supply is not available.

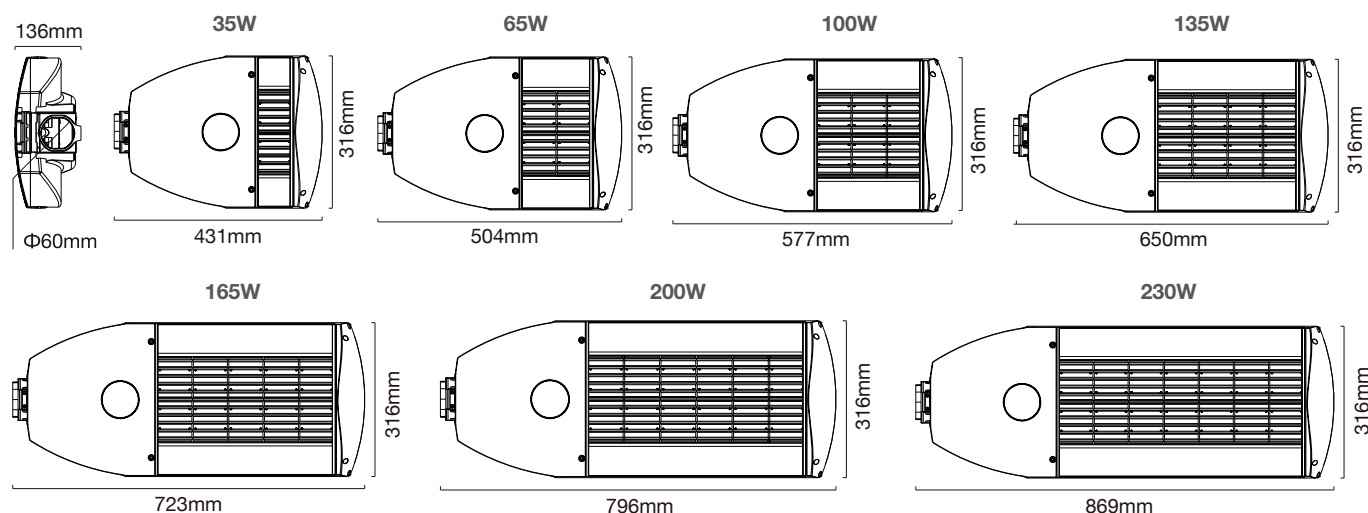
TECHNICAL INFORMATION

Optical	
Light source	Lumileds LEDs
Lumen output	4,494 - 31,488 lumens
CRI	Ra>70
CCT	4000K standard 3000K, 5000K & 5700K available on request
Luminaire efficacy	> 130 lm/W
Electrical	
Power consumption (W)	35, 65, 100, 135, 165, 200, 230
Operating frequency	50/60Hz
Operating voltage range	100 - 240V AC
Power factor	>0.9/240V AC at full load
Maximum current	0.18A, 0.33A, 0.51A, 0.69A, 0.85A, 1.03A, 1.18A /240V
Driver type	MEANWELL
Driver efficiency	> 90%
Environmental	
IP rating	IP66
Impact rating	IK10
Weight	5.3 - 10.8kg
Ambient temperature range	-40°C to +50°C
Material Composition (body)	Die-cast aluminium
Material Composition (heat sink)	Anodized aluminium
Expected Lifespan	>140,000 hours @ L70
Controls - Optional	Photoelectric (PE) cell 24 V DC driver
Accessories	Wall mounted bracket Pole mount adaptors
Warranty*	5 years


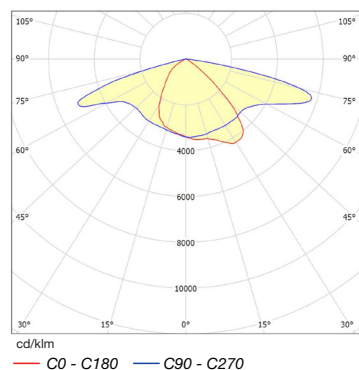
Data subject to change without notice

* Refer to warranty policy

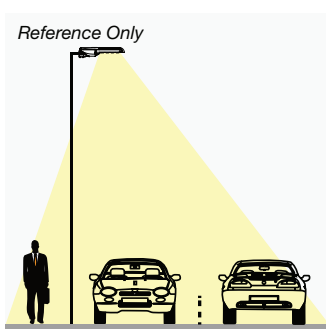
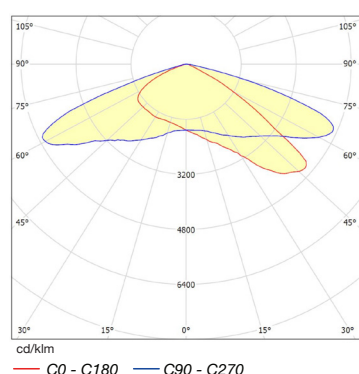
DIMENSIONS



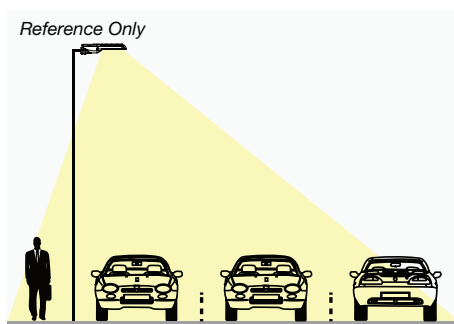
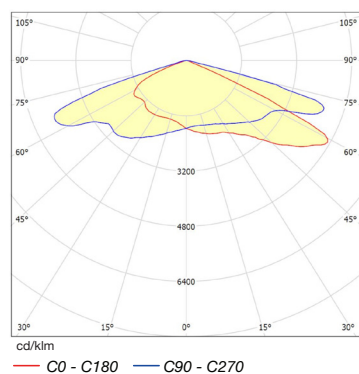
LIGHT DISTRIBUTION



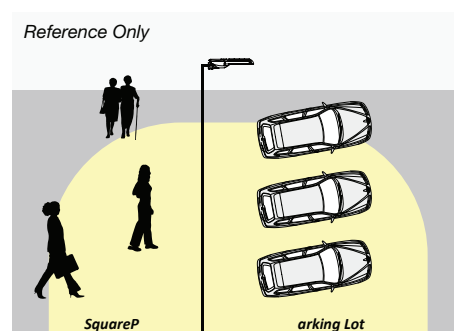
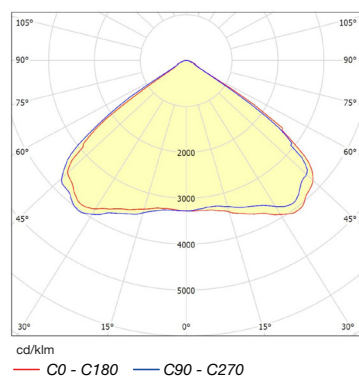
Type I, Short
Application
Single Driveway | Walkway/Cycleway | Branch Roads
CIE Classification: Narrow - Intermediate
IES Classification: Type I - Medium



Type II, Medium
Application
Two Driveway | Driveway Entrance | Urban Main Roads
CIE Classification: Narrow - Intermediate
IES Classification: Type II - Medium



Type III, Medium
Application
Three Driveway | Highway | Parking Lot/Area
CIE Classification: Narrow - Long
IES Classification: Type III - Medium

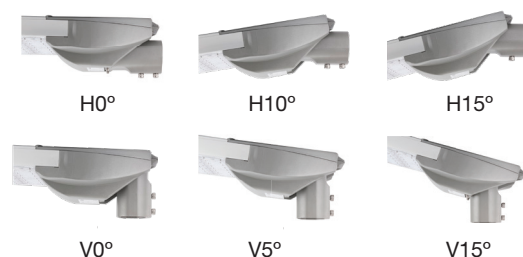


Type V, Medium
Application
Parking Lot | Square | Area
CIE Classification: Narrow - Short
IES Classification: Type II - Very Short





IES files available for download on request

MOUNTING

The Zorro comes with a spigot/mounting bracket, which can be adjusted for horizontal or vertical mounting at angles shown below. The bracket is suitable to be mounted on a 60mm diameter pole or arm.



POLE MOUNT ADAPTORS & ACCESSORIES

Name		Part Number	Description
Pole Reducer		ZWB-PoleRed	Reduces pole diameter from 78mm to 60mm. Powder coated Q235 steel 3mm/7.5mm thickness, RAL9022
Cross Arm		ZWB-CrosArm	Perfect for two lights on one pole. Arm: 500mm x 60mm diameter. Fits 76mm diameter round pole. Powder coated Q235 steel, RAL9022
Connecting Adaptor		ZWB-ConAdapV2	Anodized aluminium, 4mm thickness
Wall Mounted Bracket		ZWB-15 Degree	Wall mounted bracket creating a 15° upward tilt. Galvanised hot dip 3mm/6mm thickness, silver bracket

COMPLIANCE

The Zorro series meets or exceeds all relevant standards and regulatory requirements.



For a full compliance and testing list visit www.enlighten.com.au. IES files, warranty, installation and product guides are also available for download.

Sold nationally through major electrical wholesalers.