



enLighten

Warehouse/Factory

UP TO
95%
ENERGY SAVINGS
75W - 400W HID replacement

Tauro Black

High efficacy high bay with customised aisle racking optics

Tauro Black minimises your energy consumption and maximises your energy savings by eliminating waste light and hot spots through the use of custom optics and industry leading efficacy of up to 165 lm/w.

Customised aisle racking optics are transforming the warehouse environment. Vertical illumination improves pick accuracy and productivity by making it easier to read labels and retrieve stock. The Tauro Black also provides uniform horizontal lighting throughout the facility creating a safe workplace.



(DALI models are not registered with IPART/VEET.)

OPTIONS AND BENEFITS

- **Industry leading efficacy** - Up to 165lm/w using Nichia LEDs
- **Up to 40% more efficient** when compared to standard LED highbays.
- **Variety of optics available** - symmetric & asymmetric
- **Wide range of sizes** 30W-240W to cover low to high ceilings
- **Additional energy savings** through optional daylight harvesting & motion sensor
- **Durable & robust** with IP65 & IK10
- **Control Options** - 1-10V, DALI, Casambi Wireless Controls
- **Hanging kits included** for easy mounting
- **5 year warranty**

APPLICATIONS



LARGE
RETAIL



LOADING
DOCKS



MANUFACTURING



WAREHOUSING



WORKSHOP

FEATURES



DAYLIGHT
SENSOR



IK10
IMPACT
RATING



IP66
INGRESS
PROTECTION



MICROWAVE
MOTION SENSOR



SAFETY
COMPLIANCE



SURFACE
MOUNT



SUSPENSION
MOUNT



5
YEAR
WARRANTY

PRODUCT RANGE

The Tauro Black LED high bay is available in 30W to 240W with a variety of aisle racking and symmetric optics. It comes in 5000K, CRI > 80, AR1 lens as standard.

4000K CCT and other lens options are also available upon request. Controls options include daylight harvesting and microwave motion sensor and Dali and dimmable versions are available.

Model #	Optic Code	Lumen output (lm)	Rated Power (W)	Size LxWxH (mm)	Weight (kg)
TB30	57 AR1 57 AR2 57 AR3 57 S1 57 S2	4,500	30	280 x 137 x 102	1.9
TB60		9,300	60	486 x 137 x 102	3.4
TB90		14,100	90	718 x 137 x 102	4.7
TB120		18,700	120	948 x 137 x 102	5.7
TB150		23,000	150	1178 x 137 x 102	6.9
TB180		27,700	180	718 x 275 x 102	8.5
TB240		37,100	240	950 x 299 x 102	10.3

*Model number may vary depending on the control options. Contact enLighten for the complete model number before ordering. Data may vary slightly with different optics. Refer to latest IES files/test reports to get exact figures for lumen outputs & wattages.

TECHNICAL INFORMATION

Optical

Light source	Nichia LEDs
Lumen output	4500 – 38,550 lumens
CRI	Ra>80
CCT	5000K standard, 4000K optional
Luminaire efficacy	151-165 lm/W
Beam angle	Symmetrical & asymmetrical racking

Electrical

Power consumption	30W - 240W
Operating frequency	50 Hz
Operating voltage range	220 – 240V AC
Power factor	>0.9 /240V AC
Driver	Sosen, DALI certified driver (optional)

Environmental

IP rating	IP65
Impact rating	IK10
Net weight	1.9kg, 3.4kg, 4.7kg, 5.7kg, 6.9kg, 8.5kg & 10.3kg (+/- 0.3kg)
Ambient temperature range	-30°C to +50°C
Material composition (body)	Aluminium alloy
Material composition (diffuser)	Polycarbonate lens
Expected lifespan	>130,000 hours @L70

Controls – Optional

Integrated microwave motion and daylight harvesting sensor with remote control (for commissioning)
DALI (except 30W model)
1-10V DC, Casambi Wireless Controls

Inclusions

Single point mounting bracket & 2m adjustable stainless steel wire
Surface mount brackets (optional)
2.5m flex and plug

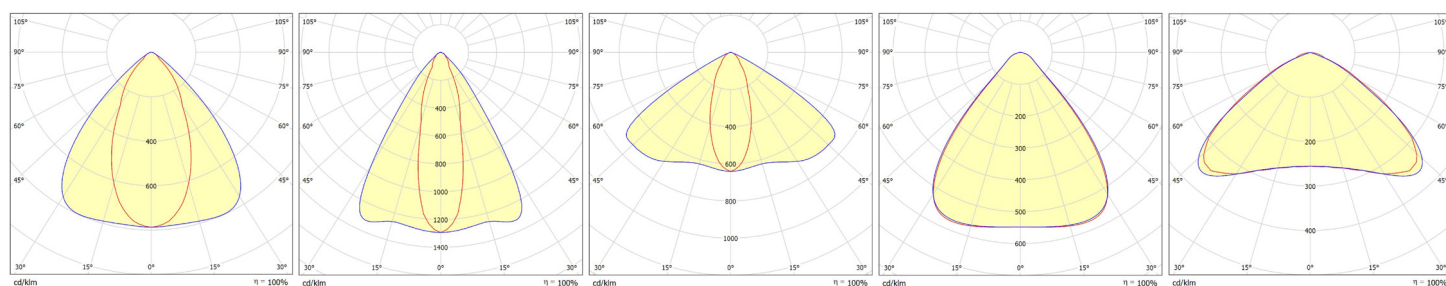
Warranty*

5 years

Data subject to change without notice

* Refer to warranty policy

PHOTOMETRICS



AR1

AR2

AR3

S1

S2

AR: Asymmetrical Rack Distribution, S: Symmetric Distribution

SMART CONTROL SENSOR

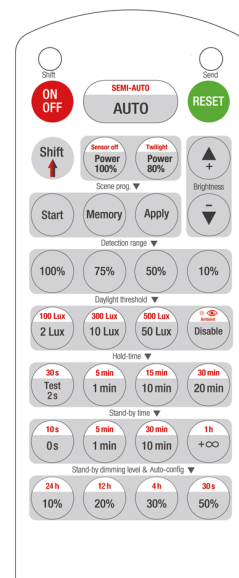
The Tauro Black high bay has a smart control sensor for daylight harvesting and motion detection. The high bay sensor is an LED lighting control device that can detect motion and ambient light when mounted up to a maximum height of 12m. Gain up to 40% increase in energy savings using sensors.

Design features:

- Wide detection range of up to 16m diameter
- 2 & 3 Step dimming offers full, standby & off modes
- Daylight harvesting function can adjust light output depending on the amount of natural light available
- Maximum mounting height of 12m suitable for warehouse use
- Settings are adjustable via a remote control commissioning tool (**part no. HB-IRC**)

Operating modes of the high bay sensor:

- Motion detection and daylight harvesting
- Motion detection only (no daylight harvesting)
- Daylight harvesting only (no motion detection)



The smart control sensor can achieve up to 3-step dimming functions between high light output (100%), stand-by dimming (10-50%) and off. An integrated photo electric (PE) cell detects ambient light levels and will adjust the light output according to preset lux thresholds.

The intelligent lux level auto-commissioning function calibrates the target lux level automatically which simplifies the commissioning process.

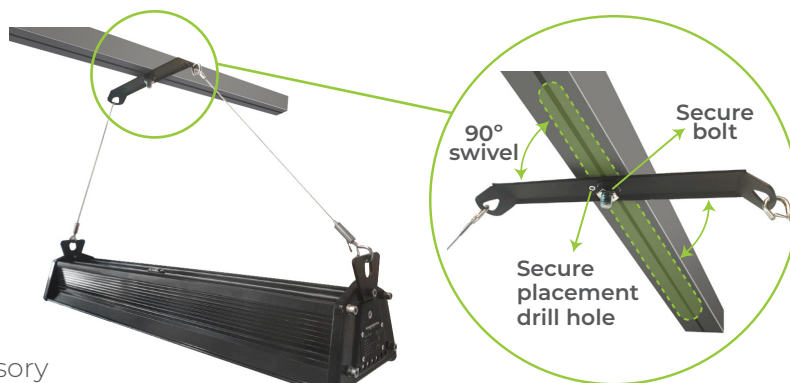
OUR MOUNTING

Single point mounting bracket

The Tauro Black high bay comes with a single point mounting bracket, a stainless steel suspension cable with hook and an integrated level assistant for easy installation.

ACCESSORIES

The surface mount bracket is an optional accessory making it possible to easily mount directly onto the ceiling.



Rotatable bracket for easy alignment of lights with aisles

Part #	Wattage	Distance from ceiling to the bottom of the light
TB-Bracket-S	30W-150W	150mm
TB-Bracket-L	180W-240W	117mm

COMPLIANCE

The Tauro Black series meets or exceeds all relevant standards and regulatory requirements.

For a full compliance and testing list visit www.enlighten.com.au. IES files, warranty, installation and product guides are also available for download.

Sold nationally through major electrical wholesalers.



