

DOWNLIGHT enl-DL285



The DL285 LED Downlight offers a high lumen and anti-glare performance. It is an adaptable downlight option that is designed for lighting applications in offices, supermarkets and schools.

FEATURES

- Efficacy up to 100lm/W
- 60° Beam Angle
- Aluminium body for heat dissipation
- Supplied with 1.2m flex & plug

OPTIONS

- Size options available



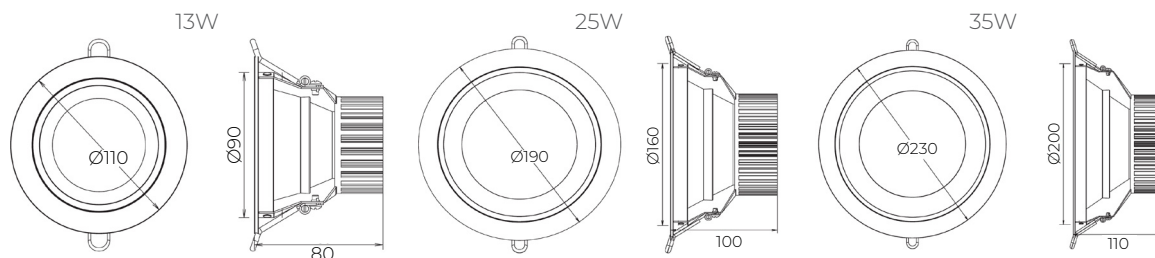
DOWNLIGHT enL-DL285

PRODUCT RANGE

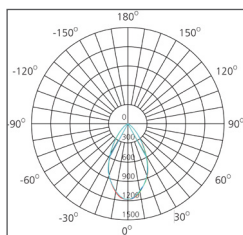
Model #	Rated Power (W)	Luminous Flux (lm)	Dimensions (mm)	Weight (kg)
enL-DL285-13-8yy	13	1010-1160	110 x 80 Cutout : 90-100	0.4
enL-DL285-25-8yy	25	2380-2620	190 x 100 Cutout : 160-180	0.8
enL-DL285-35-8yy	35	3300-3370	230 x 110 Cutout : 200-220	1

yy stands for CCT. Use 30 for 3000K, 40 for 4000K, 50 for 5000K

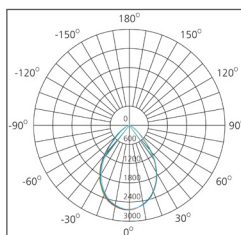
DIMENSIONS



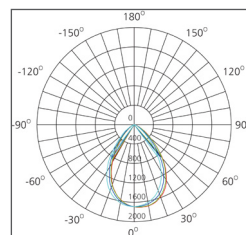
PHOTOMETRICS



13W beam angle



25W beam angle



35W beam angle

COMPLIANCE

The enL-DL285 meets all relevant standards and regulatory requirements.



TECHNICAL INFORMATION

Optical

Light source	LED
CRI	Ra>80
Beam Angle	60°
CCT	3000K, 4000K, 5000K
Luminaire Efficiency	Up to 100lm/W

Electrical

Power consumption (W)	13, 25 or 35
Operating voltage & frequency	200-240 VAC , 50/60 Hz
Power factor	>0.90

Environmental

IP rating	IP20
Ambient temperature range	-20°C to + 45°C
Material Composition (body)	AL1070 Aluminium
LED Lifespan	>54,000hrs @L70

Warranty* 5 years

Data subject to change without notice
* Refer to warranty policy